

Write & Cite® is designed to give learners the skills needed to write, format, and properly cite academic papers and dissertations. In addition, the module provides instruction on proper word choices, tone, paper organization, literature-based research, and techniques to avoid plagiarism. If you are required to complete Write & Cite® by your school or institution, this document will guide you through the registration process and answer some frequently asked questions.

Assignment Link Registration Process:

Many colleges and universities choose to integrate Write & Cite into the course shell of their Learning Management System (LMS). There are several different types of LMS systems including but not limited to: Blackboard, Canvas, D2L/Brightspace, Moodle, Sakai, and more. How you gain access to your assignments will vary for all universities. Below is a general guideline as to how you might gain access to your Write & Cite module:

- Please follow the instructions provided by your instructor or course syllabus. The Write & Cite link will be embedded into one of your weekly assignments. You will need to locate the week that the link has been placed.
- Please click the access link that is included in the assignment.
- You will be prompted to confirm your name, student ID, program, as well as other possible identifiers that your school may choose.
- Once you have filled out the required fields, please click **“Confirm”** to start.

Write & Cite Training Module and Competency Exam (APA)

Write & Cite Course

The Write & Cite course from Peregrine teaches the skills and knowledge needed not only to write, format, and properly cite academic papers, but also to think critically to define a research problem, find credible sources, and craft theses or dissertations worthy of publication. The course includes 8 modules, each with approximately 3-5 learning sections, and is customized to teach APA documentation styles along with instruction regarding proper word choices, tone, paper organization, literature-based research, and techniques to avoid plagiarism.

The Write & Cite course guides you through rules to a standard system for giving credit to others for their contribution to a paper. In addition, these online lessons provide keys to uniformity in style, grammar, punctuation, and format, so that a paper conforms to professional standards and can be accepted for academic submission and potential publication.

First Name:*

Jane

required

Last Name:*

Doe

required

Confirm

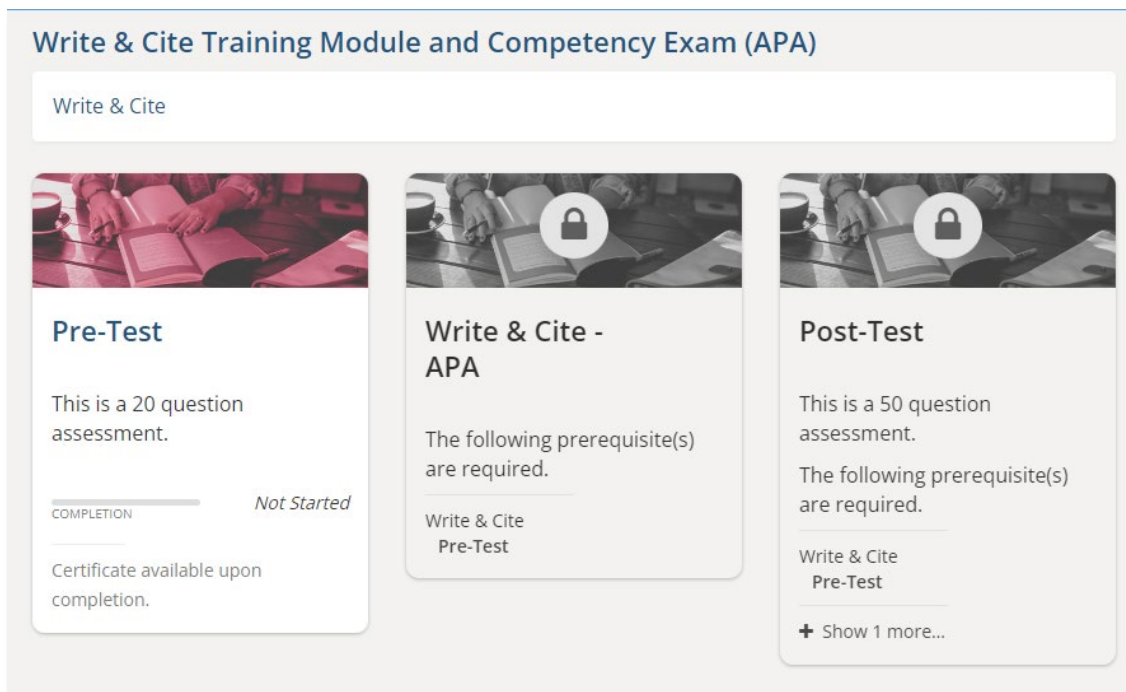
Your course/exam will not be started yet.

Peregrine Global Services is not in any way associated with or endorsed by the American Psychological Association (APA), the Modern Language Association (MLA), or the Chicago Manual of Style (CMS). APA, MLA, and CMS are registered trademarks of the American Psychological Association, the Modern Language Association respectively, and the Chicago Manual of Style respectively.

- Launch the module by clicking **"Please click here to launch your course/exam in a new window."** You will read through a series of acknowledgment screens and check each box once you have read the information. You will then be ready to begin the module.


What are the overall structure and time constraints of the Write & Cite: Academic Writing Readiness module?

- There are 8 sections that make up the Write & Cite module. Each section will provide lessons on multiple topics with specific learning outcomes. The module will teach APA, MLA, or CMS documentation styles depending on the Write & Cite version that your institution is requiring you to take. The module will also provide instruction regarding word choices, tone, papers organization, literature-based research, and techniques to avoid plagiarism.
- Each module starts with a twenty-question Pre-Test which must be completed prior to starting the instructional material. The Pre-Test is designed to capture your baseline knowledge and does not require any preparation. To start the Pre-Test, simply click “Pre-Test”. You will receive one question at a time and the questions are timed.
- Each section will conclude with a Section Quiz of 5 questions. To advance to the next section, you must answer at least 3 questions correctly.
- After you have completed all 8 sections, you will be able to proceed to the 50-question competency exam or Post-Test. The Post-Test is cumulative and covers all the sections. The Post-Test does offer a retake option, however only the last score is recorded, and your first score will not be retrievable.



Write & Cite Training Module and Competency Exam (APA)

Write & Cite




Pre-Test

This is a 20 question assessment.

COMPLETION *Not Started*


Certificate available upon completion.



Write & Cite - APA

The following prerequisite(s) are required.

Write & Cite Pre-Test



Post-Test

This is a 50 question assessment.

The following prerequisite(s) are required.

Write & Cite Pre-Test

+ Show 1 more...

Where can I find my access link?

You can only gain access to the module through your course portal within the weekly assignment that your exam has been placed into.

Will I receive a completion certificate?

At the completion of the module, you will receive a **“Download your Completion Certificate”** link to save as a PDF and/or print. You will also receive an email with a link to download your certificate. If you do not receive the email, please click [Request Completion Certificate](#) under the Students & Learners tab under the Students & Learners tab on our website.

The **Completion Certificate** contains:

- Module Pre/Post Test Comparison
- Score Analysis for each topic

Where can I find Technical Support and Frequently Asked Questions?

For additional Technical Support, Frequently Asked Questions, and other Step-by-Step Registration Guides, please visit our Resources for Students & Learners at <https://peregrineglobal.com/students/>