



Trusting External Measurements

When Another Indicator is Needed



PEREGRINE

— GLOBAL SERVICES —

Validity and Reliability

Peregrine Academic Services places a high priority on ensuring the validity and reliability of the assessment services. These practices begin at the design stage and continue through beta-testing, and with ongoing regularly scheduled quality reviews. For additional information regarding the reliability process, please refer to the following peer-reviewed article:

Oedekoven, O. O., Napolitano, M., Lemmon, J., & Zaiontz, C. (2019). Determining test bank reliability. *Transnational Journal of Business*, 4(Summer), 63-74.



PEREGRINE


GLOBAL SERVICES

Test Bank Validity and Reliability

Exam questions are aligned with the knowledge areas and have been validated and peer reviewed.

Regular psychometric analyses of the test banks ensure reliability and accuracy.

Exam difficulty is relative; the exam assesses retained knowledge of the students at the program level using a nationally normed instrument.



Item Discrimination/Question Interchangeability (Business Integration and Strategic Management)

Business Integration and Strategic Management		Item Discrimination			Question Interchangeability		
Question ID	Number of Times Question Offered	Discrimination Index	Evaluation	Point-biserial Correlation	Evaluation	Cohen's d	Evaluation
16963	4143	0.632	Excellent	0.505	Excellent	0.041	Pass
16966	4216	0.548	Excellent	0.466	Excellent	0.033	Pass
16967	4106	0.393	Good	0.401	Excellent	0.155	Pass
16969	4230	0.549	Excellent	0.438	Excellent	0.005	Pass
16970	4170	0.596	Excellent	0.473	Excellent	0.021	Pass
16972	4181	0.513	Excellent	0.425	Excellent	0.050	Pass
16973	4258	0.475	Excellent	0.427	Excellent	0.107	Pass
16976	4088	0.533	Excellent	0.432	Excellent	0.002	Pass
16978	4151	0.386	Good	0.327	Good	0.022	Pass

Principal measures of reliability are:

1. Item Difficulty
2. Item Discrimination
3. Question Interchangeability



Academic Program Integration

The assessment solution can be readily integrated into any academic program and most learning management systems (LMS) with flexible purchase options.


Sold through the university's bookstore.



Institutional purchase with monthly invoicing.



Student purchase through self-registration.



PEREGRINE
GLOBAL SERVICES

Course Integration

The assessment solution is typically included within a course.

The inbound exam is included as a course activity early in the academic program. Completion of the outbound exam is one of the last course activities before program completion.

Options for delivery of the exam to the students:

- + A school-specific microsite for student self-registration and password protected.**
- + Technical integration with the LMS for automated registrations and gradebook postings. We can integrate with commonly used LMS platforms.**



PEREGRINE
GLOBAL SERVICES

Customization for Program Alignment

Program managers select the topics that apply to their specific program(s).

In most situations, an associate level exam will include 4-6 topics, a bachelor level exam will include 10-12 topics, and a graduate-level exam will include 8-10 topics.

Topic selection depends upon the learning outcomes and program curriculum.
The exam generates 10 questions per topic.



PEREGRINE
GLOBAL SERVICES

The Inbound-Outbound Assessment Approach

Students complete an inbound exam early in the program and then an outbound exam toward the end of the program. The comparison of inbound and outbound exam scores is the direct measure of learning.

A detailed analysis of the exam results is used for evaluating learning outcomes. The comparison of the cumulative results with other institutions is used for academic benchmarking.

If your student body demographics have not changed significantly, inbound and outbound exams can be administered concurrently for statistically valid comparisons.

Pairwise reporting is available once individual students who took the inbound exam also complete the outbound exam.



PEREGRINE
GLOBAL SERVICES

Online Exams for Assessment

Reliable and Valid Assessment Tools



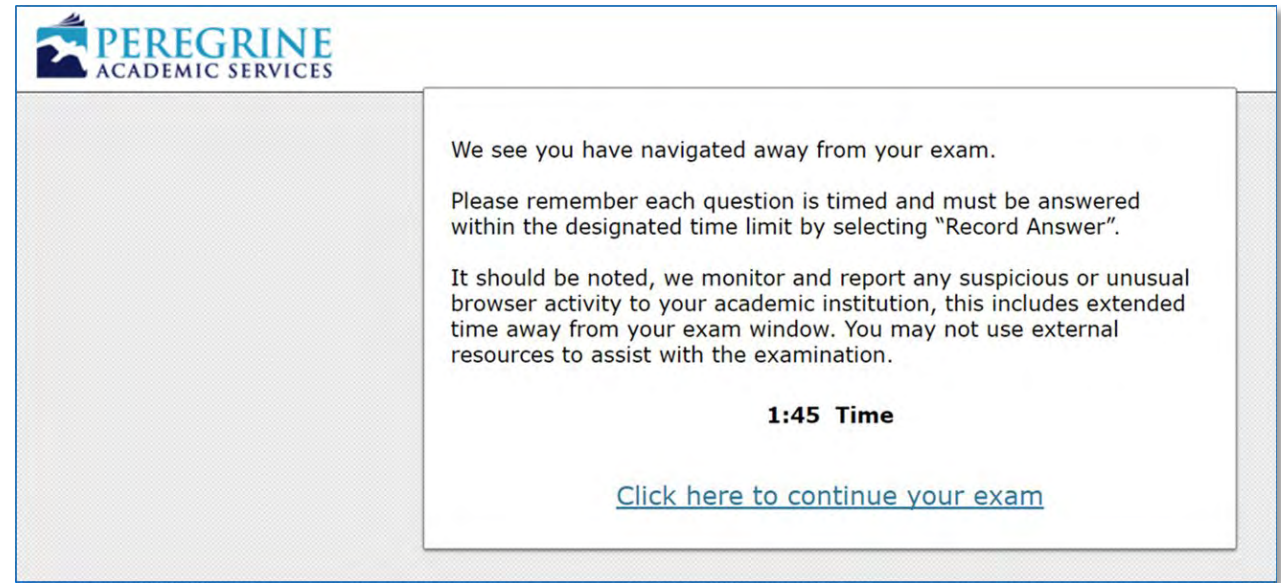
PEREGRINE

— GLOBAL SERVICES —

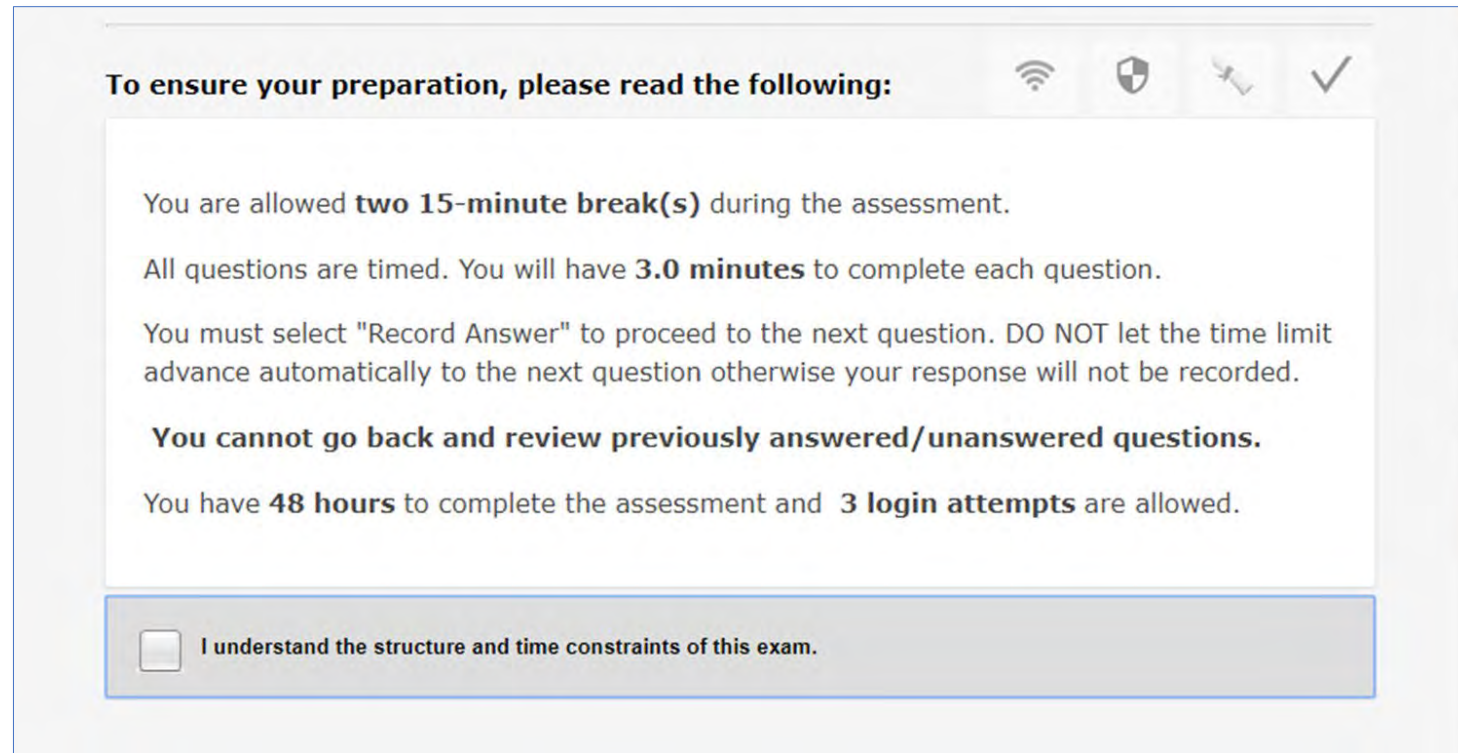
Secure Online Delivery Platform

Measures are in place to help ensure the integrity of the exam process:

- + Randomized question selection
- + Disabled copy/paste content
- + Timed questions
- + Monitored activity



The Online Exam



To ensure your preparation, please read the following:

You are allowed **two 15-minute break(s)** during the assessment.

All questions are timed. You will have **3.0 minutes** to complete each question.

You must select "Record Answer" to proceed to the next question. DO NOT let the time limit advance automatically to the next question otherwise your response will not be recorded.

You cannot go back and review previously answered/unanswered questions.

You have **48 hours** to complete the assessment and **3 login attempts** are allowed.

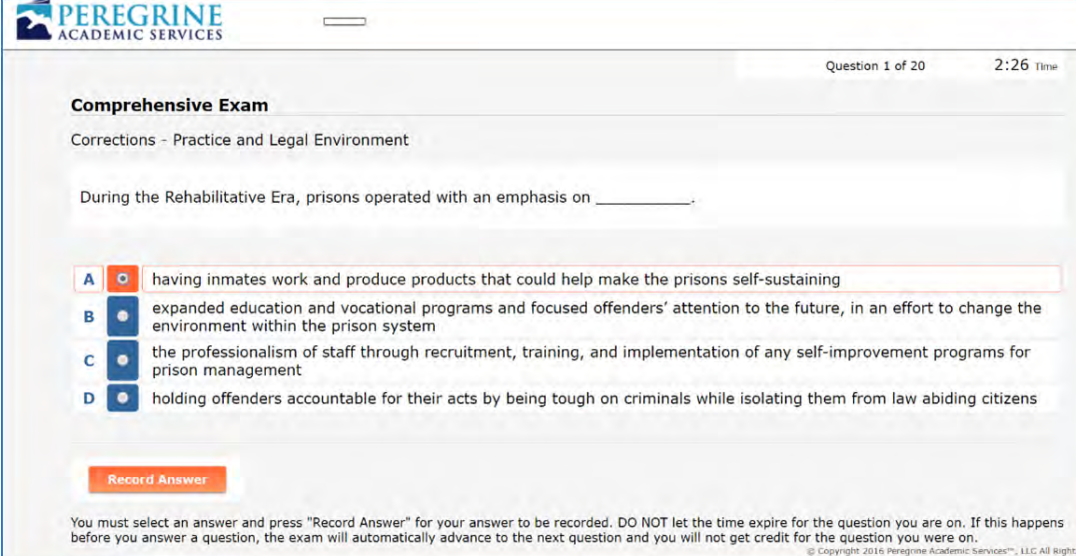
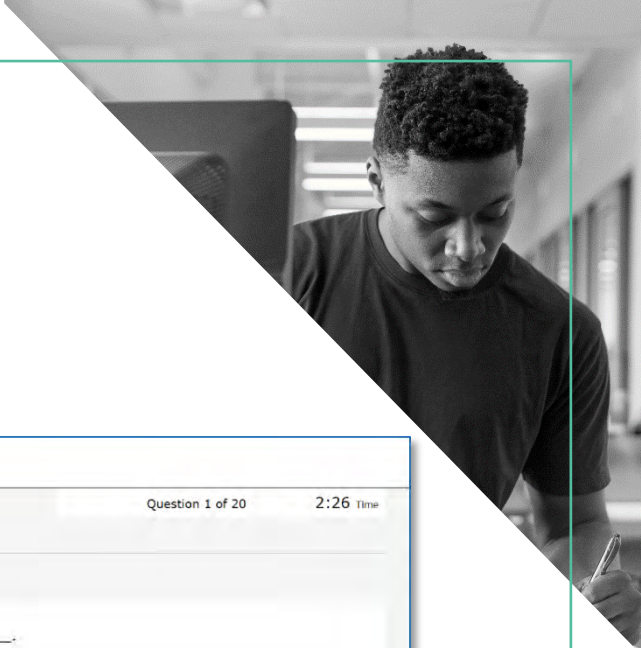
☐ I understand the structure and time constraints of this exam.

+ **Student completion certificate may be submitted for academic accountability.**

+ **Outbound exams are usually incentivized (graded) to encourage the students to do their best.**

Secure Online Delivery Platform

- + Questions are timed and served one-at-a-time without the option to backtrack.
- + Students can access the exam three times within a 48-hour window to complete the exam.



The screenshot displays the Peregrine Academic Services exam interface. At the top, the logo for Peregrine Academic Services is visible on the left, and the progress indicator 'Question 1 of 20' and '2:26 Time' are on the right. The main heading is 'Comprehensive Exam', followed by the subject 'Corrections - Practice and Legal Environment'. The question text reads: 'During the Rehabilitative Era, prisons operated with an emphasis on _____.' Below the question are four multiple-choice options, each with a radio button. Option A is selected and highlighted with a red border. The options are: A) having inmates work and produce products that could help make the prisons self-sustaining; B) expanded education and vocational programs and focused offenders' attention to the future, in an effort to change the environment within the prison system; C) the professionalism of staff through recruitment, training, and implementation of any self-improvement programs for prison management; D) holding offenders accountable for their acts by being tough on criminals while isolating them from law abiding citizens. At the bottom of the question area is an orange 'Record Answer' button. A footer note states: 'You must select an answer and press "Record Answer" for your answer to be recorded. DO NOT let the time expire for the question you are on. If this happens before you answer a question, the exam will automatically advance to the next question and you will not get credit for the question you were on.' A small copyright notice '© Copyright 2016 Peregrine Academic Services™, LLC All Rights Reserved' is also present.

Student Completion Certificate

Students receive a completion certificate summarizing results, with a breakdown of subject-specific results.

Administrators can download all student results.



PEREGRINE
ACADEMIC SERVICES

Certificate of Completion

This is to certify that Student Name
has completed the course/exam
Post-Program Assessment (Outbound)
on Date
with University Name

Topics	# Correct	Score
Accounting	4 correct out of 10	40%
Business Finance	9 correct out of 10	90%
Business Integration and Strategic Management	8 correct out of 10	80%
Business Leadership	10 correct out of 10	100%
Economics / Microeconomics	5 correct out of 5	100%
Economics / Microeconomics	5 correct out of 5	100%
Legal Environment of Business	10 correct out of 10	100%
Management / Human Resource Management	2 correct out of 3	66.67%
Management / Operations/Production Management	3 correct out of 4	75%
Management / Organizational Behavior	3 correct out of 3	100%
Marketing	9 correct out of 10	90%
Quantitative Research Techniques and Statistics	7 correct out of 10	70%

Score: **83.3%**

Your total score of **83.3%** is at the **24th** percentile of all other exam scores completed by students in the US region(s). This means that your exam total score was equal to or higher than **24%** of other students who completed the same exam in the US region(s). For information related to how this score is used by your institution for grading purposes and/or academic credit, please refer to your course syllabus or instructions from your institution.

Outbound

1 - 100.00
2 - 33.33
3 - 0.00
4 - 0.00%
5 - 50.00
6 - 100.00
7 - 100.00
8 - 100.00
9 - 100.00
10 - 100.00
11 - 100.00
12 - 100.00
13 - 100.00
14 - 100.00
15 - 100.00
16 - 100.00
17 - 100.00
18 - 100.00
19 - 100.00
20 - 100.00
21 - 100.00
22 - 100.00
23 - 100.00
24 - 100.00
25 - 100.00
26 - 100.00
27 - 100.00
28 - 100.00
29 - 100.00
30 - 100.00
31 - 100.00
32 - 100.00
33 - 100.00
34 - 100.00
35 - 100.00
36 - 100.00
37 - 100.00
38 - 100.00
39 - 100.00
40 - 100.00
41 - 100.00
42 - 100.00
43 - 100.00
44 - 100.00
45 - 100.00
46 - 100.00
47 - 100.00
48 - 100.00
49 - 100.00
50 - 100.00
51 - 100.00
52 - 100.00
53 - 100.00
54 - 100.00
55 - 100.00
56 - 100.00
57 - 100.00
58 - 100.00
59 - 100.00
60 - 100.00
61 - 100.00
62 - 100.00
63 - 100.00
64 - 100.00
65 - 100.00
66 - 100.00
67 - 100.00
68 - 100.00
69 - 100.00
70 - 100.00
71 - 100.00
72 - 100.00
73 - 100.00
74 - 100.00
75 - 100.00
76 - 100.00
77 - 100.00
78 - 100.00
79 - 100.00
80 - 100.00
81 - 100.00
82 - 100.00
83 - 100.00
84 - 100.00
85 - 100.00
86 - 100.00
87 - 100.00
88 - 100.00
89 - 100.00
90 - 100.00
91 - 100.00
92 - 100.00
93 - 100.00
94 - 100.00
95 - 100.00
96 - 100.00
97 - 100.00
98 - 100.00
99 - 100.00
100 - 100.00

Summary: Integration of Community

10-100	Very High
90-100	High
80-100	Above Average
70-100	Average
60-100	Below Average
50-100	Low
40-100	Very Low

The results from the CPE-based EVBAP exam are relative, meaning they must be taken in context with all student results. The scores obtained on the exam do not correspond directly to a national 100% from grading scale consistently used in marketing. Instead, the scores are relative. The following table can be used to help you to understand how your score relates to the average.

Human Resource Planning, Assessing, and Inventories	1/1 - 100.00
Recruiting and Retention	0/1 - 0.00
Operations/Production Management	Average: 66.67%
Management Decision-Making	0/1 - 0.00



PEREGRINE
GLOBAL SERVICES

Client Admin

Better Benchmarking and Improved Decision Making



PEREGRINE

— GLOBAL SERVICES —

Administration

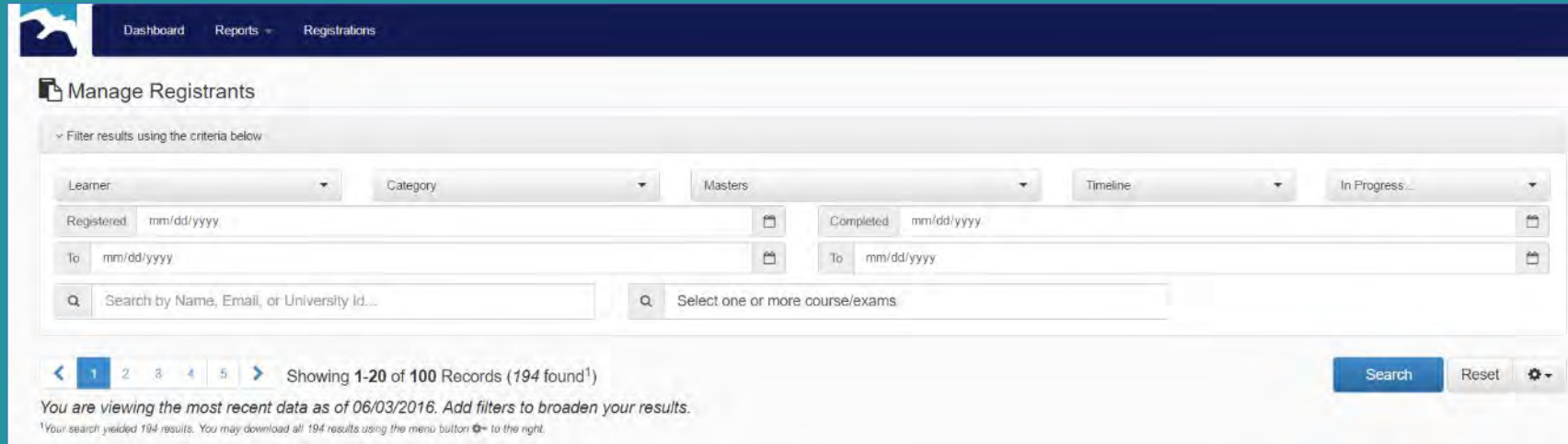


24/7 access to Client Admin, the system where school officials track student progress and generate reports; both individual and summative.



PEREGRINE
GLOBAL SERVICES

Student Registration Management



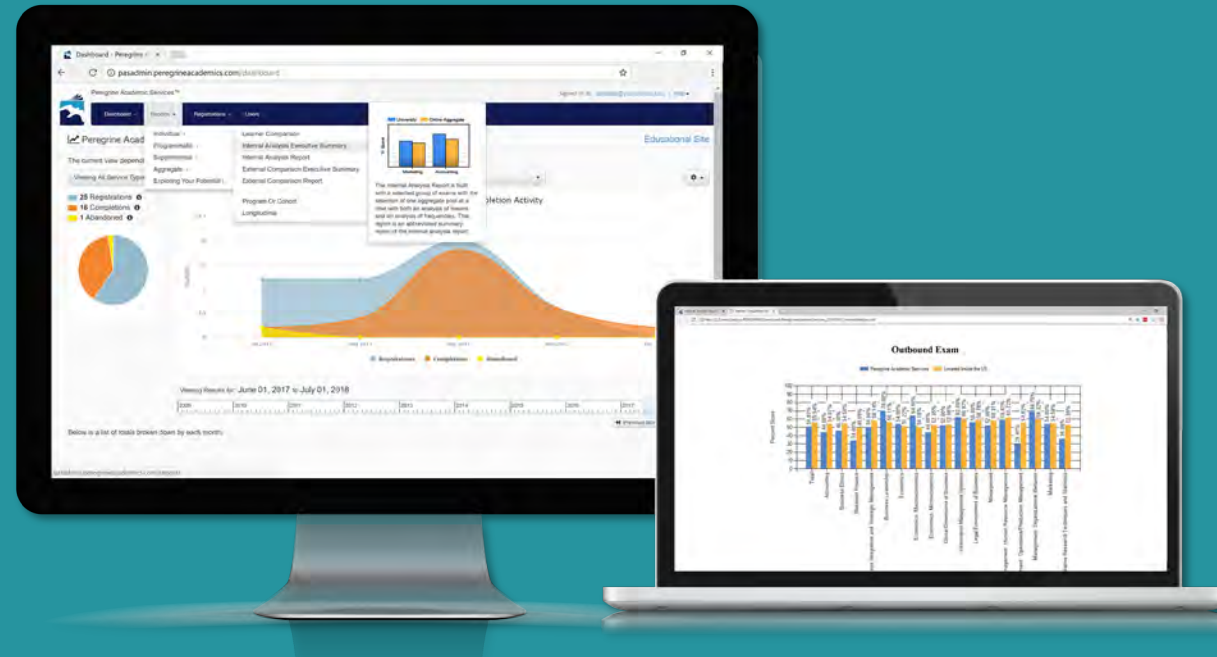
The screenshot displays the 'Manage Registrants' interface within a Client Admin system. The top navigation bar includes 'Dashboard', 'Reports', and 'Registrations'. The main section is titled 'Manage Registrants' and features a filter bar with dropdowns for 'Learner', 'Category', 'Masters', 'Timeline', and 'In Progress...'. Below these are date pickers for 'Registered' and 'Completed' (mm/dd/yyyy), and 'To' date fields. Search boxes are provided for 'Search by Name, Email, or University Id...' and 'Select one or more course/exams'. The interface shows 'Showing 1-20 of 100 Records (194 found)' with pagination controls. A note at the bottom states: 'You are viewing the most recent data as of 06/03/2016. Add filters to broaden your results.' A footnote indicates: 'Your search yielded 194 results. You may download all 194 results using the menu button to the right.'

A fully searchable registration management capability within Client Admin offering school officials 24/7 access to student results and solution registrations.



PEREGRINE
GLOBAL SERVICES

Report Options from Client Admin



There are both individual and summative reports to choose from to analyze and report the results.



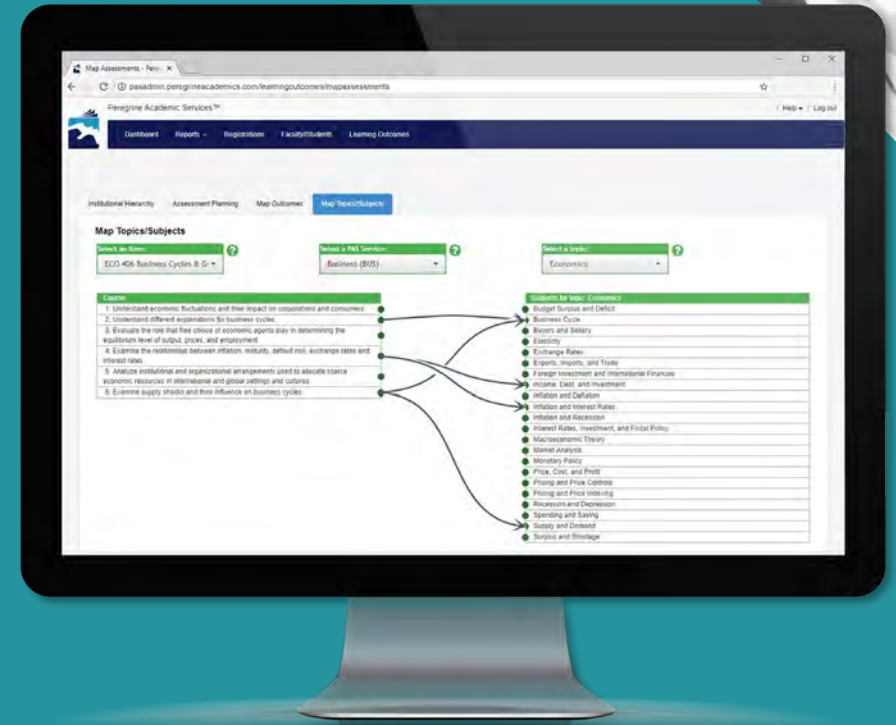
PEREGRINE
GLOBAL SERVICES

NEW - Manage and report your outcomes assessment results across all academic levels

Save valuable time with our Learning Outcomes Mapping utility.

Enter your institution's learning outcomes, map those learning outcomes - across the institution and through a series of assessments - and then report the results organized by those learning outcomes in one streamlined process.

To take advantage of Peregrine's Learning Outcomes Mapping utility, contact a member of our Client Solutions Team.



PEREGRINE
GLOBAL SERVICES

Individual Reports for Assessment Solutions

Individual Results Report

An Excel file with the student-by-student results showing the percent correct for each topic and subject.

Pairwise Report

Shows student-by-student results when the same student who took the inbound exam also completes a mid-point and/or outbound exam.

Pairwise Executive Summary Report

An abbreviated summary report of the pairwise report.

	A	B	C	D	E	F	G	H
1	Your Learning Institution							
2	Assessment Period: 6/1/2016 - 7/1/2016							
3	Academic Level: Bachelors							
4	Course: Bachelors CPC Exam							
5	Number of Exams: 113							
6		Course	Timeline	Program	Operating	Cohort	Major(s)	Faculty
7	1	Bachelors CPC Exam	Outbound		Adult Degree Program		Management	
8	2	Bachelors CPC Exam	Outbound		Adult Degree Program		Management	
9	3	Bachelors CPC Exam	Outbound		Adult Degree Program		Accounting	
10	4	Bachelors CPC Exam	Outbound		Adult Degree Program		Management	
11	5	Bachelors CPC Exam	Outbound		Adult Degree Program		Management	
12	6	Bachelors CPC Exam	Outbound		Traditional Undergraduate		Marketing	
13	7	Bachelors CPC Exam	Outbound		Adult Degree Program		Management	
14	8	Bachelors CPC Exam	Outbound		Adult Degree Program		Management	
15	9	Bachelors CPC Exam	Outbound		Traditional Undergraduate		Entertainment, Sports Promotion & Ma	
16	10	Bachelors CPC Exam	Outbound		Adult Degree Program		Management	
17	11	Bachelors CPC Exam	Outbound		Adult Degree Program		Management	
18	12	Bachelors CPC Exam	Outbound		Adult Degree Program		Management	
19	13	Bachelors CPC Exam	Outbound		Adult Degree Program		Management	
20	14	Bachelors CPC Exam	Outbound		Adult Degree Program		Health Care Management	
21	15	Bachelors CPC Exam	Outbound		Adult Degree Program		Management	
22	16	Bachelors CPC Exam	Outbound		Adult Degree Program		Management	
23	17	Bachelors CPC Exam	Outbound		Adult Degree Program		Management	
24	18	Bachelors CPC Exam	Outbound		Adult Degree Program		Automotive Marketing & Management	
25	19	Bachelors CPC Exam	Outbound		Traditional Undergraduate		International Business	
26	20	Bachelors CPC Exam	Outbound		Traditional Undergraduate		International Business	
27	21	Bachelors CPC Exam	Outbound		Traditional Undergraduate		Management	
28	22	Bachelors CPC Exam	Outbound		Traditional Undergraduate		Finance	
29	23	Bachelors CPC Exam	Outbound		Adult Degree Program		Management	
30	24	Bachelors CPC Exam	Outbound		Traditional Undergraduate		International Business	
31	25	Bachelors CPC Exam	Outbound		Adult Degree Program		Management	
32	26	Bachelors CPC Exam	Outbound		Traditional Undergraduate		Automotive Marketing & Management	
33	27	Bachelors CPC Exam	Outbound		Adult Degree Program		Management	
34	28	Bachelors CPC Exam	Outbound		Adult Degree Program		Entertainment, Sports Promotion & Ma	
35	29	Bachelors CPC Exam	Outbound		Traditional Undergraduate		Finance	
36	30	Bachelors CPC Exam	Outbound		Adult Degree Program		Management	
37	31	Bachelors CPC Exam	Outbound		Adult Degree Program		Accounting	



PEREGRINE
GLOBAL SERVICES

Programmatic Evaluation Reports for Assessment Solutions

Longitudinal Analysis Report

A side-by-side comparison of different exam periods, with ability to show up to 4 exam periods on the report.

Internal Analysis Report

A report of a selected group of exams with the selection of one aggregate pool at a time with both an analysis of means and an analysis of the frequency correct.

Executive Summary- Internal Analysis Report

An abbreviated summary report of the internal analysis report, with the ability to choose up to 5 aggregate pools for comparison purposes.

External Comparison Report

A report of a selected group of exams comparing the results against one or more aggregate pools.

Executive Summary- External Comparison Report

An abbreviated summary report of the external analysis report.

Program/Cohort Comparison Report

A side-by-side comparison of the results between one or more academic programs or cohorts of students where there is overlap of topics on the student exams.



PEREGRINE
GLOBAL SERVICES

Supplemental Reports for Assessment Solutions

Response Distractor Report

A unique report that summarizes why students answered questions incorrectly based on 5 types of response distractors. *Peregrine is the only solution provider with this capability.*

Student Survey Report

A summary report of the results from the optional student survey administered in conjunction with an outbound exam.

Grade Scale Report

A report based upon the client school's exam results used to determine a school-specific grading scale based on percentile scoring.

Aggregate Extraction Report

A report with the aggregate data in Excel format used for additional data analysis.

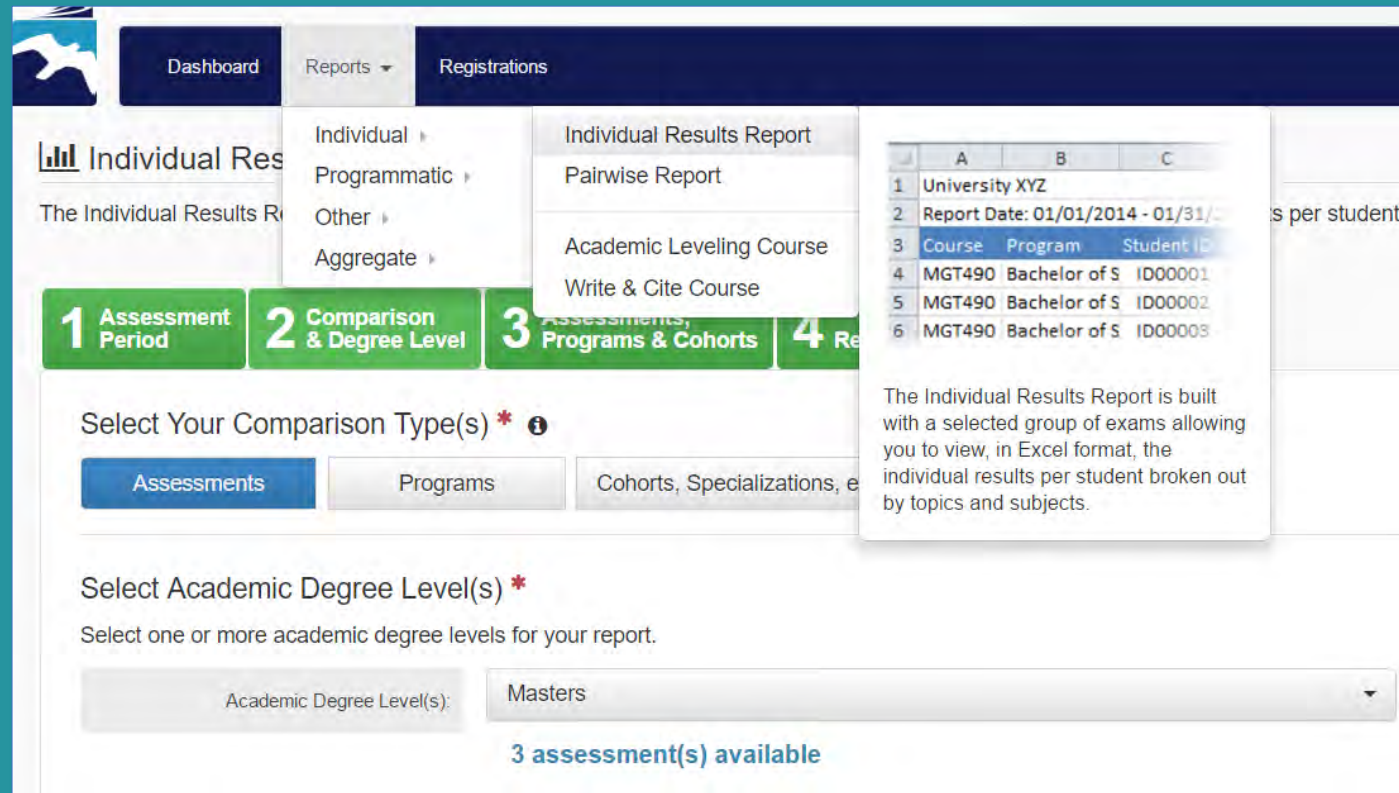
Client Schools in Aggregates Report

A listing of the schools included in each of the aggregate pools.



PEREGRINE
GLOBAL SERVICES

Individual Results Report



The screenshot displays the 'Individual Results Report' interface. At the top, there are navigation tabs: 'Dashboard', 'Reports', and 'Registrations'. The 'Reports' tab is active, and a dropdown menu is open, showing options: 'Individual', 'Programmatic', 'Other', and 'Aggregate'. The 'Individual' option is selected, leading to a sub-menu with 'Individual Results Report', 'Pairwise Report', 'Academic Leveling Course', and 'Write & Cite Course'. Below the navigation, there are four green buttons labeled '1 Assessment Period', '2 Comparison & Degree Level', '3 Assessments, Programs & Cohorts', and '4 Results'. The '3 Assessments, Programs & Cohorts' button is selected. Below these buttons, there are two sections: 'Select Your Comparison Type(s) *' with buttons for 'Assessments', 'Programs', and 'Cohorts, Specializations, etc.', and 'Select Academic Degree Level(s) *' with a dropdown menu showing 'Masters'. A text box below the degree level dropdown says 'Select one or more academic degree levels for your report.' and '3 assessment(s) available'. On the right side, there is a preview of the report data in a table format:

	A	B	C
1	University XYZ		
2	Report Date: 01/01/2014 - 01/31/2014		Results per student
3	Course	Program	Student ID
4	MGT490	Bachelor of S	ID00001
5	MGT490	Bachelor of S	ID00002
6	MGT490	Bachelor of S	ID00003

Below the table, there is a text box that reads: 'The Individual Results Report is built with a selected group of exams allowing you to view, in Excel format, the individual results per student broken out by topics and subjects.'

The Individual Results Report is used to summarize student results in Excel format.



PEREGRINE
GLOBAL SERVICES

Internal Analysis Report

The Internal Analysis Report is most commonly used for learning outcomes analyses.

School results are compared at the topic and subject levels based on percent scores and percentile rankings to determine if student performance is below, at, or above desired thresholds established by the school.

The screenshot shows the 'Internal Analysis' section of the Peregrine Global Services dashboard. The 'Reports' dropdown menu is open, showing options for 'Individual', 'Programmatic', 'Other', and 'Aggregate'. The 'Aggregate' option is selected, leading to a submenu with 'Learner Comparison', 'Internal Analysis Executive Summary', 'Internal Analysis Report', 'External Comparison Executive Summary', and 'External Comparison Report'. The 'Internal Analysis Report' is highlighted. Below the menu, there are three steps: '1 Assessment Period', '2 Comparison & Degree Level', and '3 Program Or Cohort Longitudinal'. The 'Assessment Period' step is active, showing a form to 'Choose Your Assessment Period'. The form includes fields for 'Start Date' and 'End Date', both with a date picker icon. Below these fields is a text box for 'Assessment Category' with a dropdown menu. To the right of the form, there is a bar chart titled '% Score' comparing 'University' (blue) and 'Online Aggregate' (orange) scores for 'Marketing' and 'Accounting' subjects. The chart shows that for Marketing, the University score is higher than the Online Aggregate score, while for Accounting, the Online Aggregate score is higher. Below the chart, there is a text box explaining that the Internal Analysis Report is built with a selected group of exams with the selection of one aggregate pool at a time with both an analysis of means and an analysis of frequencies. This report is used mostly for evaluations of learning outcomes using the frequency correct data for such analyses.

Subject	University	Online Aggregate
Marketing	Higher	Lower
Accounting	Lower	Higher



PEREGRINE
GLOBAL SERVICES

External Comparison Report

With the External Comparison Report, up to 5 different aggregate pools can be chosen and used to compare against the school's results for external benchmarking.

The screenshot displays the 'External Comparison' section of the Peregrine Global Services dashboard. The interface includes a navigation menu with 'Dashboard', 'Reports', and 'Registrations'. The 'Reports' menu is expanded, showing options like 'Individual', 'Programmatic', 'Other', and 'Aggregate'. The 'Aggregate' option is selected, leading to a page titled 'External Comparison against Business (BUS)*'. This page features three main steps: '1 Assessment Period', '2 Comparison & Degree Level', and '3 Program Or Cohort'. Under '2 Comparison & Degree Level', users are prompted to 'Which academic degree level would you like to compare against?' with buttons for 'Associate', 'Bachelors', 'Masters' (selected), and 'Doctoral'. Below this, a section titled 'Choose the Aggregate Pools for External Benchmarking *' asks users to 'Please select up to 5 aggregate pools against which to benchmark.' It lists various aggregate pools under 'AACSB' and 'ACBSP' categories, including 'AACSB Members - The Assoc. to...', 'ACBSP (US) - Accreditation Cou...', 'ACBSP Region 1 (Northeastern C...', 'ACBSP Region 2 (Eastern Council...', 'ACBSP Region 3 (Southeastern C...', 'ACBSP Region 4 (Great Lakes Co...', 'ACBSP Region 5 (Midwestern Cou...', 'ACBSP Region 6 (Southwestern C...', 'ACBSP Region 7 (Western Council...', and 'ACBSP Region 8 (International...'. A 'Delivery Modality' section is also visible at the bottom. A small inset graph on the right shows a bar chart comparing 'University' (blue), 'Aggregate 1' (orange), 'Aggregate 2' (green), and 'Aggregate 3' (red) across 'Marketing' and '% Change % Difference'.



PEREGRINE
GLOBAL SERVICES

Longitudinal Report

The Longitudinal Report is used to analyze 2-4 sets of results over time.

Regression analysis helps school officials understand the effect of changes to the program over time.

The screenshot shows the Peregrine Global Services web application interface. The top navigation bar includes 'Dashboard', 'Reports', and 'Registrations'. The 'Reports' dropdown menu is open, showing options: 'Individual', 'Programmatic', 'Other', 'Aggregate', 'Learner Comparison', 'Internal Analysis Executive Summary', 'Internal Analysis Report', 'External Comparison Executive Summary', 'External Comparison Report', 'Program Or Cohort', and 'Longitudinal'. The 'Longitudinal' option is selected. Below the menu, the 'Choose Your Assessment Period' section is visible. It includes a text box stating 'Results for assessments will be included in this periods to generate meaningful data.' and a section titled 'Enter your first assessment period below.' with 'Start Date' and 'End Date' fields. Below this, there are sections for 'Enter your second assessment period below. *', 'Enter your third assessment period below (optional)', and 'Enter your fourth assessment period below (optional)', each with 'Start Date' and 'End Date' fields. On the right side of the interface, there is a bar chart titled '% Score' comparing 'Inbound' (blue) and 'Outbound' (orange) scores for '2011 - 2012' and '2012 - 2013'. The chart also shows 'Aggregate 1' (green) and 'Aggregate 2' (red) scores. A legend indicates 'R2 = 1.00'. Below the chart, a text box explains: 'The Longitudinal Report is a side-by-side comparison of different exam periods (up to 4 exam periods can be shown on the report).'



PEREGRINE
GLOBAL SERVICES

Program or Cohort Report

Dashboard Reports Registrations

Program or Cohort Report

The Program/Cohort Comparison Report is used to compare the results of students where there is overlap of topics on the student exams.

1 Assessment Period & Category 2 Comparison & Degree Level

Choose Your Assessment Period *

Results for assessments will be included in this report if the assessment completion dates fall within the specified date range.

Start Date: mm/dd/yyyy
Please select the first date of the exam period you wish to include on the report.

End Date: mm/dd/yyyy
Please select the last date of the exam period you wish to include on the report.

Assessment Category: -- Select From The List --

Bar Chart: % Score vs. Business Ethics, % Change % Difference. Legend: Cohort 1 (Blue), Cohort 2 (Orange), Cohort 3 (Green), Cohort 4 (Red).

7 Review & Generate

The Program or Cohort Report is used to compare two or more groups of exam results. Typical comparisons include by campus location, program delivery modality, and student major.



PEREGRINE
GLOBAL SERVICES

Pairwise Report

The Pairwise Report is used when the institution administers both inbound and outbound exams.

When the student completes the outbound exam, his/her score can be paired with the inbound exam result.



PEREGRINE
GLOBAL SERVICES

Response Distractor Report

The Response Distractor Report assists school officials in understanding the reason students answered questions incorrectly based on five types of response distractors.

Peregrine Academic Services - Response Distractor

Table 3: Outbound Sample Compared to the Aggregate Pool (Inactive Questions Excluded)

Topic	Subject			Calculation-based Error		Concept-based Error		Conclusion-based Error		Fact-based Error		Interpretation-based Error	
		School % Correct	Aggregate % Correct	School % Incorrect	Aggregate % Incorrect	School % Incorrect	Aggregate % Incorrect	School % Incorrect	Aggregate % Incorrect	School % Incorrect	Aggregate % Incorrect	School % Incorrect	Aggregate % Incorrect
Administration of Justice		55.45 %	52.39 %	0.00 %	0.00 %	1.33 %	1.53 %	0.00 %	0.00 %	42.64 %	45.57 %	0.58 %	0.51 %
	Comparative Criminal Justice	56.34 %	51.98 %	0.00 %	0.00 %	0.00 %	0.00 %	0.00 %	0.00 %	43.66 %	48.02 %	0.00 %	0.00 %
	Contemporary Criminal Justice System	57.68 %	54.00 %	0.00 %	0.00 %	2.47 %	2.18 %	0.00 %	0.00 %	38.02 %	42.42 %	1.82 %	1.40 %
	Major Systems of Social Control	54.11 %	52.63 %	0.00 %	0.00 %	1.86 %	2.48 %	0.00 %	0.00 %	44.03 %	44.90 %	0.00 %	0.00 %
	Personnel Management	53.64 %	50.92 %	0.00 %	0.00 %	1.04 %	1.44 %	0.00 %	0.00 %	44.81 %	47.04 %	0.52 %	0.60 %

Topic	Subject			Calculation-based Error		Concept-based Error		Conclusion-based Error		Fact-based Error		Interpretation-based Error	
		School % Correct	Aggregate % Correct	School % Incorrect	Aggregate % Incorrect	School % Incorrect	Aggregate % Incorrect	School % Incorrect	Aggregate % Incorrect	School % Incorrect	Aggregate % Incorrect	School % Incorrect	Aggregate % Incorrect
Corrections		45.62 %	43.66 %	0.00 %	0.00 %	1.91 %	1.95 %	0.23 %	0.11 %	50.95 %	52.44 %	1.29 %	1.85 %
	Carceral Facilities (Jails/Prisons)	25.73 %	25.97 %	0.00 %	0.00 %	4.16 %	4.64 %	0.00 %	0.00 %	70.11 %	69.39 %	0.00 %	0.00 %
	Community-based Corrections	40.13 %	38.73 %	0.00 %	0.00 %	0.00 %	0.00 %	0.89 %	0.43 %	58.60 %	60.04 %	0.38 %	0.80 %
	History and Correctional Philosophies	62.57 %	59.59 %	0.00 %	0.00 %	0.79 %	0.80 %	0.00 %	0.00 %	33.60 %	35.81 %	3.04 %	3.81 %
	Practice and Legal Environment	55.18 %	50.43 %	0.00 %	0.00 %	2.62 %	2.33 %	0.00 %	0.00 %	40.37 %	44.44 %	1.83 %	2.80 %

Peregrine is the only solution provider with this capability.



PEREGRINE
GLOBAL SERVICES

Student Survey Report

School officials have the option to include a survey with an exam (at no additional cost).

Typically, this is an end-of-program survey, often used as an indirect measure of learning outcomes and student satisfaction. The institution determines the survey questions.

Dashboard Reports Registrations

Student Survey Report

The Student Survey Report is for viewing your specific students survey responses.

1 Assessment Period 2 Comparison (Optional) 3 Assessment Programs & Cohorts 4 Report

Choose Your Assessment Period *

Results for assessments will be included in this report if the assessment completion date is on or after the start date and on or before the end date.

Start Date: mm/dd/yyyy
Please select the first date of the exam period you wish to include on the report.

End Date: mm/dd/yyyy
Please select the last date of the exam period you wish to include on the report.

Select a Survey *

Survey: -- Select From The List --

Section II: Survey Responses

I understand the Learning Objectives of all my courses.

Results	Min	Max
1,203	1	5
Mean	4.261	

SD D A SA



PEREGRINE
GLOBAL SERVICES

Grade Scale Report

Once an institution has completed an appropriate number of exams (>50), the school has the option to generate a Grade Scale Report based on the school's results.

This report is used most often for grading the exam.

	D	E	F	G	H
			Letter Grade on a 60-100% Scale	Letter Grade on a 65-100% Scale	Letter Grade on a 70-100% Scale
Percentile	Total COMP Exam Score				
99th	78	A	A	A	
98th	77	A	A	A	
97th	76	A	A	A-	
96th	75	A	A-	A-	
95th	74	A	A-	A-	
94th	73	A	A-	B+	
93rd	72	A	A-	B+	
92nd	71	A-	B+	B	
91st	70	A-	B+	B	
90th	69	A-	B+	B	
89th	68	B+	B	B-	
88th	67	B+	B	B-	
87th	66	B+	B	C+	
86th	65	B	B-	C+	
85th	64	B	B-	C	
84th	63	B	C+	C	
83rd	62	B	C+	C	
82nd	61	B-	C+	C	
81st	60	B-	C+	C-	
80th	59	B-	C+	C-	
79th	58	C+	C	C-	
78th	57	C+	C	C-	
77th	56	C+	C	D+	
76th	55	C	C	D+	
75th	54	C	C	D+	



Aggregate Data

Dashboard Reports Registrations

Aggregate Summary Report

Review and download the external comparison data.

- 1 Assessment Category & Degree Level
- 2 External Comparison
- 3 Review & Generate

Review Your Report Information Below

edit	Assessment Category & Degree Level	edit	External Comparison
Assessment Category	General Education (Gen. Ed.)	Aggregate(s) for External Comparison	Online Delivery Mode, Privately Owned University, Very Large, Privately Owned University, Located Inside the US
Academic Degree Level	Bachelors		

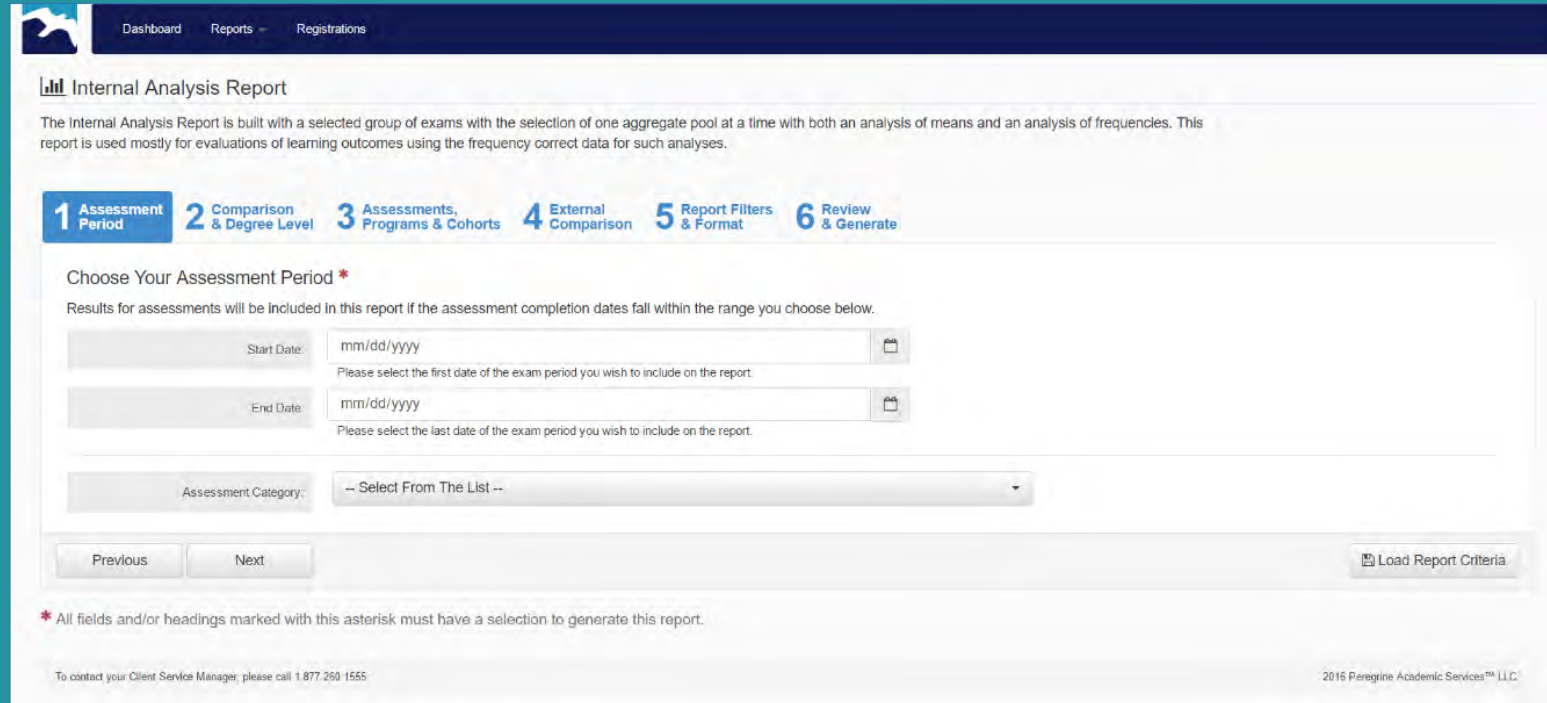
[Previous](#) [Next](#) [Generate Report](#) [Save Report Criteria](#)

Aggregate Data refers to the results obtained by other schools using the assessment solution. School officials can download the data for use for completing additional analyses of the results.



PEREGRINE
GLOBAL SERVICES

Using the Report Wizard



The screenshot displays the 'Internal Analysis Report' wizard interface. At the top, a navigation bar includes 'Dashboard', 'Reports', and 'Registrations'. The main heading is 'Internal Analysis Report', followed by a descriptive paragraph. Below this is a progress bar with six steps: 1. Assessment Period (active), 2. Comparison & Degree Level, 3. Assessments, Programs & Cohorts, 4. External Comparison, 5. Report Filters & Format, and 6. Review & Generate. The 'Choose Your Assessment Period' section includes instructions and two date selection fields (Start Date and End Date) with calendar icons. Below these is an 'Assessment Category' dropdown menu. At the bottom of the form are 'Previous' and 'Next' buttons, and a 'Load Report Criteria' button. A footer note states that fields marked with an asterisk must have a selection to generate the report. Contact information and the year 2015 are also present.

Dashboard Reports Registrations


Internal Analysis Report


The Internal Analysis Report is built with a selected group of exams with the selection of one aggregate pool at a time with both an analysis of means and an analysis of frequencies. This report is used mostly for evaluations of learning outcomes using the frequency correct data for such analyses.

- 1 Assessment Period
- 2 Comparison & Degree Level
- 3 Assessments, Programs & Cohorts
- 4 External Comparison
- 5 Report Filters & Format
- 6 Review & Generate

Choose Your Assessment Period *

Results for assessments will be included in this report if the assessment completion dates fall within the range you choose below.

Start Date: mm/dd/yyyy 
Please select the first date of the exam period you wish to include on the report.

End Date: mm/dd/yyyy 
Please select the last date of the exam period you wish to include on the report.

Assessment Category: -- Select From The List --

Previous Next Load Report Criteria

* All fields and/or headings marked with this asterisk must have a selection to generate this report.

To contact your Client Service Manager, please call 1.877.269.1555

2015 Peregrine Academic Services™ LLC

A user-friendly Report Wizard guides the user through report generation.
Report criteria can be stored for subsequent use.



PEREGRINE
GLOBAL SERVICES



PEREGRINE

— GLOBAL SERVICES —

ACADEMICS • LEADERSHIP • PUBLICATIONS

We are catalysts for change.

We believe that we can contribute to improving the quality of higher education.

We believe we can develop values-based leaders who make a difference in our world.

We lead change by leveraging a diversity of talented people across a broad spectrum of disciplines, backgrounds, experiences, and cultures.

Together with our clients and partners, we believe that we can change the world.



PEREGRINE

— GLOBAL SERVICES —



PEREGRINE

GLOBAL SERVICES

**Corporate Headquarters:
640 North Highway 14-16
Gillette WY 82716**

**Mailing Address:
P.O. Box 741
Gillette WY 82717**

**307-685-1555
Info@PeregrineGlobal.com
www.PeregrineGlobal.com**